

GERMANY 
LIVINOX
FOR A BETTER LIFESTYLE

LIVINOX®



Earth/RCD

LIVINOX®



Earth/RCD

Elevate Your
Shower Experience
Electric Instant Shower Heater

www.livinox.my

series

shows the beauty of minimalist design. It is extremely user-friendly with one single knob and lively colour display to control the entire operation.

The sleek and refined design of the bodyshell expresses an elegant look, in sophisticated amalgamation of matte black and rose gold, make it an genuinely stylish piece in your bathroom.



4.5 kW High-power Hot Shower

The LIVINOX T series has a heating capacity of 4.5 kW that shortens the heating time so you can take a warm bath instantly especially on cold days!

60%
ENERGY SAVING
Inverter DC Pump



Stepless Power Control

Provides user the ability to adjust the water temperature precisely based on their own preferences.



Built-in Residual Current Device (RCD)

In the event of current leakage, Livinox's highly sensitive built-in RCD will cut off both live and neutral power supply.



Inverter DC Booster Pump

In places where water pressure is inherently low, Livinox's state of the art DC pump can help boost water pressure with low noise operation and low energy consumption.



Double Thermal Anti-Scalding System

Our safety system cuts off power whenever the water temperature rises to 55°C (Anti-scalding) and 90°C (Abnormal overheat).



IP25 Splash Proof Protection

Livinox's T series water heater comes with internationally recognised rating of IP25 protection. This means you can be rest assured that the internal electronics are always protected against dust and water.



Smart Self-Check Safety Indication

Livinox T series water heater comes with an intelligent self-check safety feature that informs the safety status of the heater before and during usage.

Self-checking function is indicated by power and RCD LED light running in sequence, after which, one of the following three scenarios may occur:

- Earth/RCD green light indicates that RCD is functioning normally and heater safe to use.
- Earth/RCD green light continuous blinking indicates that there is poor or no earth connection. User is advised to contact professional technician.
- Earth/RCD red light blinking indicates that current leakage is detected, and RCD has tripped. User is advised to contact professional technician.



Water Temperature Heat Illuminator

Water temperature indication is illuminated around the temperature knob area, with orange light indicating minimum temperature and red light indicating maximum temperature.



3-in-1 Diverter Valve

Enjoy the additional heated water outlet in your bathroom for various usage with the all new 3-in-1 function diverter that allows you to switch between rain shower, hand shower and faucet pipe with just a twist of knob.



Shower Jet Spray

Offer precise cleansing, water efficiency, targeted hygiene, gentle massages, and heightened cleanliness, providing a refreshing, eco-friendly bathing experience.



Extra Safety DPDT

Upgrade to peace of mind with our Extra Safety DPDT feature - double the protection, ensuring a secure and worry-free experience.



Colour Changing Display

The integrated illuminated temperature indicator around the knob area enhances user experience with a novel and engaging visual representation of water temperature.



Sleeker Design

Experience elegance with our sleek body design - crafted with a unique double-layer profile for a sophisticated blend of style and innovation.




Energy Saving


Revolutionize your energy use with our inverter DC pump - enjoy 60% savings, efficiency at its best.



Matte Black
(MB)




Ultra White
(WH)




Gun Metal
(GM)




Champagne Gold
(CP)



Rose Gold
(RG)



Soft Blue
(SB)



Marine Blue
(MA)



SPECIFICATIONS

| Model No. | Accessories | RCP (RM) | |
|--|---|----------|--------|
| | | WM | EM |
| T Series - DC PUMP with Rain Shower | | | |
| LWH-TS-DC-RMB | Black/Rose Gold (Rain Shower Set) | 899.00 | 946.00 |
| LWH-TS-DC-RWH | Black (Rain Shower Set) | 899.00 | 946.00 |
| LWH-TS-DC-RGM | Gun Metal (Rain Shower Set) | 899.00 | 946.00 |
| LWH-TS-DC-RCP | Black/Rose Gold (Rain Shower Set) | 899.00 | 946.00 |
| LWH-TS-DC-RRG | Black/Rose Gold (Rain Shower Set) | 899.00 | 946.00 |
| LWH-TS-DC-RMA | Black (Rain Shower Set) | 899.00 | 946.00 |
| LWH-TS-DC-RSB | Black (Rain Shower Set) | 899.00 | 946.00 |
| T Series - DC PUMP | | | |
| LWH-TS-DC-MB | Black/Rose Gold (Rail Bar Set with Hand Shower) | 699.00 | 736.00 |
| LWH-TS-DC-WH | Black (Rail Bar Set with Hand Shower) | 699.00 | 736.00 |
| LWH-TS-DC-GM | Gun Metal (Rail Bar Set with Hand Shower) | 699.00 | 736.00 |
| LWH-TS-DC-CP | Black/Rose Gold (Rail Bar Set with Hand Shower) | 699.00 | 736.00 |
| LWH-TS-DC-RG | Black/Rose Gold (Rail Bar Set with Hand Shower) | 699.00 | 736.00 |
| LWH-TS-DC-MA | Black (Rail Bar Set with Hand Shower) | 699.00 | 736.00 |
| LWH-TS-DC-SB | Black (Rail Bar Set with Hand Shower) | 699.00 | 736.00 |
| T Series - Non-Pump | | | |
| LWH-TS-E-RMB | Black/Rose Gold (Rain Shower Set) | 689.00 | 724.00 |
| LWH-TS-E-MB | Black/Rose Gold (Hook with Hand Shower) | 399.00 | 420.00 |
| LWH-TS-E-WH | Black (Hook with Hand Shower) | 399.00 | 420.00 |
| LWH-TS-E-GM | Gun Metal (Hook with Hand Shower) | 399.00 | 420.00 |

Compact Design, Superior Performance

ARIMA Series

60%
ENERGY SAVING
Inverter DC Pump

3.8kw



Pearl White



Matte Black



**Inverter DC
Silent Pump**
(Noise Level: 45dB)



**Anti-Scalding
Safety System**



**IP25 Splash Proof
Protection**



**Built-in Lighting
Surge Protector
(ELCB)**

Chrome (Rain Shower Set)



Chrome (Rail Bar Set with Hand Shower)



Chrome (Hook with Hand Shower)



SPECIFICATIONS

| Model No. | Accessories | RCP (RM) | |
|--------------------------------|--|----------|--------|
| | | WM | EM |
| Arima Series - DC PUMP | | | |
| LWH-ARIMA-DC-RMB | Chrome (Rain Shower Set) | 814.00 | 857.00 |
| LWH-ARIMA-DC-MB | Chrome (Rail Bar Set with Hand Shower) | 608.00 | 640.00 |
| LWH-ARIMA-DC-PW | Chrome (Rail Bar Set with Hand Shower) | 608.00 | 640.00 |
| Arima Series - Non-Pump | | | |
| LWH-ARIMA-E-MB | Chrome (Hook with Hand Shower) | 366.00 | 385.00 |
| LWH-ARIMA-E-WH | Chrome (Hook with Hand Shower) | 366.00 | 385.00 |

3.8kw

SPACE SAVING
Compact Mini Size



Small Footprint, Big Impact

ES Series (Non-Pump)



Elegant Black



Built-in Lighting
Surge Protector
(ELCB)



Anti-Scalding
Safety System



Nylon Plastic tank
(Copper Heating Element)



Stepless Power
Control

SPECIFICATIONS

| Model No. | Accessories | RCP (RM) | |
|-----------------------------|---------------------------------|----------|--------|
| | | WM | EM |
| ES Series - Non-Pump | | | |
| LWH-ES-100BK | Black (Hook with Hand Shower) | 399.00 | 420.00 |


GERMANY 
LIVINOX
FOR A BETTER LIFESTYLE

Livinox Malaysia Sdn Bhd (1089457-U)
BLK B-1-29,30&31 Dataran Cascades, No.13A, Jalan PJU 5,
Kota Damansara, 47810 Petaling Jaya, Selangor, Malaysia.
Tel. 03-7611 6192 Fax. 03-7611 6191




www.livinox.my



 Livinox Malaysia



 Livinox Malaysia



Authorized dealer

All prices, pictures, colours, models and specification are for reference purposes only and subject to change without prior notice. Livinox Malaysia Sdn. Bhd. reserves the right to change any of the terms & conditions, if deemed necessary.